


WHEEL OUT OF SERVICE GUIDELINES

The initial and thorough inspection of used wheels or rims is required to ensure they are suitable for continued service.


Cracks

Any visible cracks on any part of the wheel is not repairable. Remove from service and scrap.



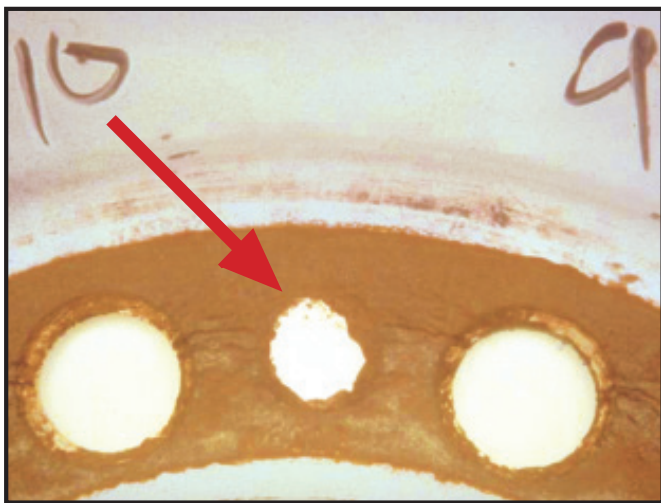
Worn or Distorted Bolt Holes

Wheels with worn or distorted bolt holes cannot be repaired. Remove from service and scrap.




Corrosion or Wear

Wheels or rims with heavy rust, corrosion, or severe pitting cannot be repaired. Remove from service and scrap.




Bent Flanges

Do not attempt to repair rims with flanges that are bent, dented, or distorted. Remove from service and scrap.



Burrs

Raised metal edges or protrusions around the bolt holes (burrs) on some wheels may be filed off using a flat file. These can be considered for refinish if the bolt holes are not distorted.



- A complete inspection should also include checking for excessive RUN-OUT using a dial indicator.
- Other conditions may also cause wheels to be taken out of service. Refer to Accuride's Safety & Service Manual W3.000.
- Other information sources include: *The User's Guide To Wheels and Rims*, an official publication of the Technology and Maintenance Council available on atabusinesssolutions.com.
- Accuride's Wheel Out of Service Guidelines along with other safety and service material is available free of charge to the industry by contacting, Literature Distribution, Accuride, 7140 Office Circle, Evansville, IN 47715 or call (800) 626-7096.
- For questions concerning wheel inspection guidelines, please contact Accuride's Field Engineering Group at (800) 869-2275 Ext. 2 or via Accuride's website, AccurideCorp.com.